


















		Product Name: TRAP-A-ROACH HOY HOY			
		Manufacturer: KILLGERM			
		COSHH Assessment No: 0007			
		Material Safety Data Sheet No: HOY HOY			
Risk Rating Following Control Measures					
High <input checked="" type="checkbox"/>		Medium <input type="checkbox"/>		Low <input type="checkbox"/>	
Project: Various		Assessed By: Amy Pope		Assessment Date: 12/05/2025	
		Reviewed By: Tony Russell		Review Date:	
				Next Review Date: 8 th May 2026	
Describe the activity or work process.		For use by the public and professionals for monitoring cockroach activity.			
Location of process being carried out?		Various			
Used in a Confined Space?		No	Frequency of use?		As needed
Duration of use?		Various	Quantity in use?		Various
Identify the persons at risk:		Employees <input checked="" type="checkbox"/>	Contractors <input checked="" type="checkbox"/>	Public <input checked="" type="checkbox"/>	
Safer Alternatives: (smaller, quantities, diluted form, etc)		There are no other alternatives.			
Classification (tick all that apply):					
Physical Hazards					
Unstable Explosive		Flammable		Oxidising	
					
Applicable: <input type="checkbox"/>		Applicable: <input type="checkbox"/>		Applicable: <input type="checkbox"/>	
				Compressed Gas	
					
				Applicable: <input type="checkbox"/>	
Health Hazards					
Toxic		Corrosive		Irritant	
					
Applicable: <input type="checkbox"/>		Applicable: <input type="checkbox"/>		Applicable: <input type="checkbox"/>	
				Resp. Sens/Health	
					
				Applicable: <input type="checkbox"/>	
Environmental					
Environmental					
					
Applicable: <input type="checkbox"/>					
First Aid Measures, Inhalation, Skin, Eye, Ingestion					
Eye contact: If concerned, symptoms persist or the victim feels unwell, seek medical attention. Skin contact: Coat the skin with baby powder or wheat flour and remove as much glue as possible. Then wipe off the glue with salad oil and wash the skin elaborately with water and soap. Ingestion: If concerned or the victim feels unwell, seek medical attention. Inhalation: If concerned or the victim feels unwell, seek medical attention.					
Route of Exposure					
<input checked="" type="checkbox"/> Inhalation		<input checked="" type="checkbox"/> Skin		<input checked="" type="checkbox"/> Eyes	
				<input checked="" type="checkbox"/> Ingestion	
				<input type="checkbox"/> Other (State):	
Fire Precautions/Extinguisher Type					
Suitable extinguishing agents: Extinguish with alcohol resistant foam, carbon dioxide or dry powder. Unsuitable agents: No data available.					
Accidental Release					
Do not touch the spilled glue with bare hands. Use protective gloves.					
Environmental Controls					
Not applicable, contained product.					
Clean Up / Spillage					
Remove the glue using baby powder or flour, then wipe with cooking oil and wash well with soap and water.					
Safe Handling					
Use only as directed. Handle the trap around the edges and avoid direct contact with the sticky section. Do not eat, drink or smoke when setting up the trap. Wash hands with soap after handling the trap. At set up, clear away leftover foods and water that may become feed for cockroach. Then set close alongside the wall or hidden place. Both attractant and glue do not contain any insecticidal active ingredient, but do not eat.					

Storage						
Store in a cool, dry, well-ventilated area out of reach from children. Protect from direct sunlight.						
Explosive Limits and Workplace Exposure Limits (WELs) please indicate n/a where not applicable						
	Long-term exposure level (8hrTWA):			Short-term exposure level (15 mins):		
Name	STD	PPM	Mg/m3	PPM	Mg/m3	Notes
	WEL					
	WEL					
Personal Protective Equipment (state type and standard)						
 <input type="checkbox"/>	Dust Mask (EN149)			 <input type="checkbox"/>	Face Visor (EN166).	
Dust mask				Visor		
 <input type="checkbox"/>	Type A/P2 filter or better (EN140)			 <input type="checkbox"/>	Goggles or safety glasses with side shields (EN166).	
Respirator				Goggles		
 <input checked="" type="checkbox"/>	Protective gloves (EN374).			 <input checked="" type="checkbox"/>	Issued workwear, long sleeve to prevent splashes onto skin. (EN ISO 11612)	
Gloves				Overalls		
 <input checked="" type="checkbox"/>	Safety footwear (EN345)			 <input checked="" type="checkbox"/>	Ensure there is sufficient ventilation of the area.	
Footwear				Other		
Hazard Type						
<input type="checkbox"/>	<input type="checkbox"/>	<input type="checkbox"/>	<input type="checkbox"/>	<input type="checkbox"/>	<input checked="" type="checkbox"/>	<input type="checkbox"/>
Gas	Vapour	Mist	Fume	Dust	Liquid	Solid
Other (State)						
Waste Disposal						
Dispose to a licensed waste disposal site in accordance with the local Waste Disposal Authority. Waste is suitable for incineration. Contact specialist disposal companies. Do NOT reuse empty containers. Empty containers can be sent for disposal or recycling.						
Disposal of Substances & Contaminated Containers						
Hazardous Waste <input checked="" type="checkbox"/> Skip <input type="checkbox"/> Return to Depot <input type="checkbox"/> Return to Supplier <input type="checkbox"/> Other <input type="checkbox"/>						
(If Other Please State):						
Transport						
Not applicable.						
Health Hazards						
The product is not deemed 'hazardous' according to CLP: Regulation (EC) No 1272/2008 and the requirements of Council Directive 2000/54/EEC.						
Is health surveillance or monitoring required?						
Routine Health Surveillance, Personal Sampling, Atmospheric Sampling				Yes <input type="checkbox"/>	No <input checked="" type="checkbox"/>	
Is exposure adequately controlled?				Yes <input checked="" type="checkbox"/>	No <input type="checkbox"/>	
Risk Rating Following Control Measures						
High <input type="checkbox"/>	Medium <input checked="" type="checkbox"/>		Low <input type="checkbox"/>			