



Pest Management Trend Analysis Report

Rodents

| | | | |
|--------------------|---------------------------|-----------------------|-----------------------------|
| Customer / Site | Nairn's Oatcakes - Area 1 | Site Address | 90 Perefermill Rd Edinburgh |
| Contact / Email | | Technician | Mark Fraser |
| Contract / Ref | | Report Year (Jan-Dec) | 2026 |
| Current Visit Date | 12-Jan-2026 | Previous Visit Date | 09-Dec-2026 |
| Report Period | Jan-26 – Dec-26 | Prepared By | Betul McGregor |

Audit note:

- Calendar axis fixed Jan-Dec; results shown year-to-date and populate as visits occur.

Bait recording:

- Grain/Paste: grams.
- Block: 0-4 take score 0: no take 1: light take 2: moderate 3: heavy take 4: full take

Activity recording:

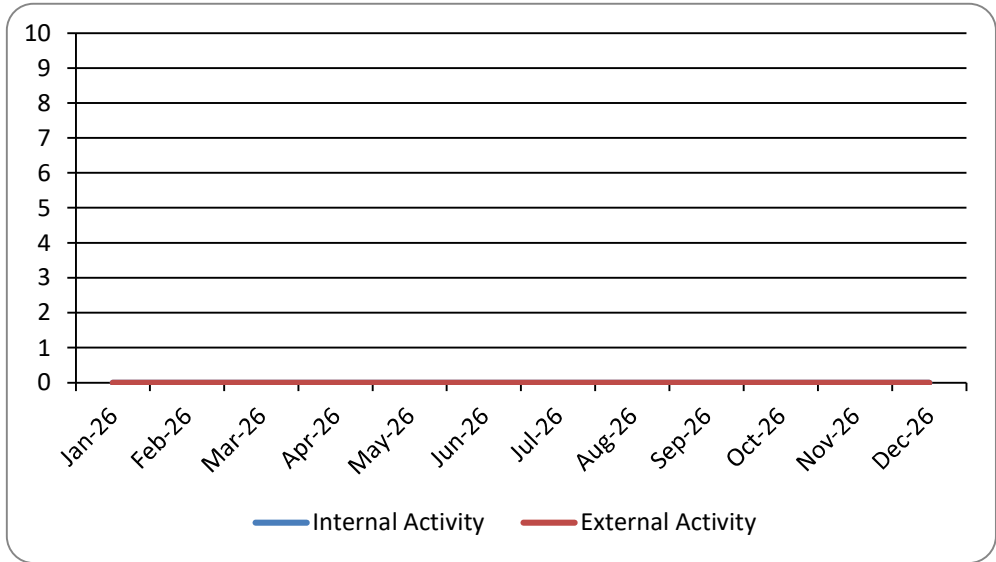
- Activity: 0-4 score 0: none 1: low 2: moderate 3: high 4: very high

Rodent Trend Analysis – Activity Overview - Internal & External

Customer: Nairn's Oatcakes - Area 1 | Year: 2026 | Period: Jan-26 – Dec-26

Calendar Year Trend (Jan–Dec) – Rodent Activity

| | |
|------------|---|
| Rows (Cur) | 0 |
| Rows+Zone | 0 |
| Rows+Score | 0 |



Activity score (0–4): 0 none • 1 low • 2 moderate • 3 high • 4 very high

Hotspot Zones (Top 10) – CURRENT visit

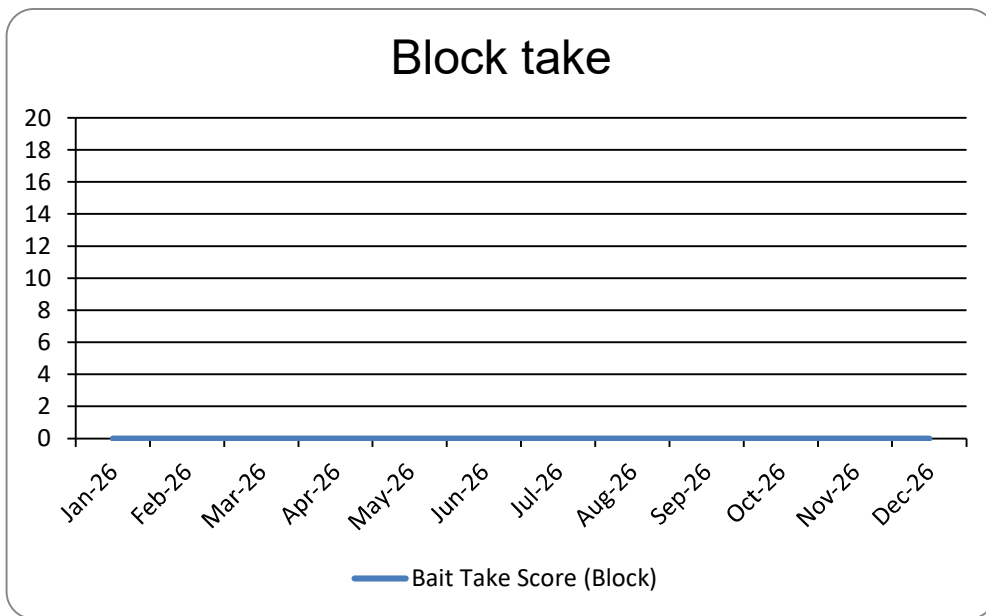
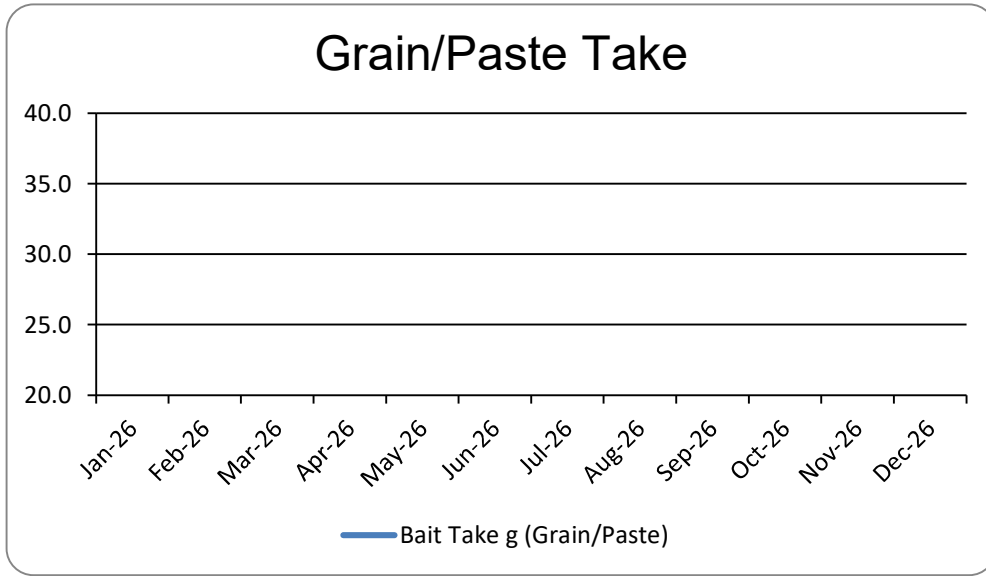
| Rank | Area | Cur | Prev | Δ |
|------|------|-----|------|---|
| 1 | | | | |
| 2 | | | | |
| 3 | | | | |
| 4 | | | | |
| 5 | | | | |
| 6 | | | | |
| 7 | | | | |
| 8 | | | | |
| 9 | | | | |
| 10 | | | | |

Rodent Trend Analysis – Bait Trends & Summary - Internal & External

Customer: Nairn's Oatcakes - Area 1 | Year: 2026

Bait Trends (Jan–Dec)

Grain/Paste: grams. Block take score (0–4): 0 no, 1 light, 2 moderate, 3 heavy, 4 full.

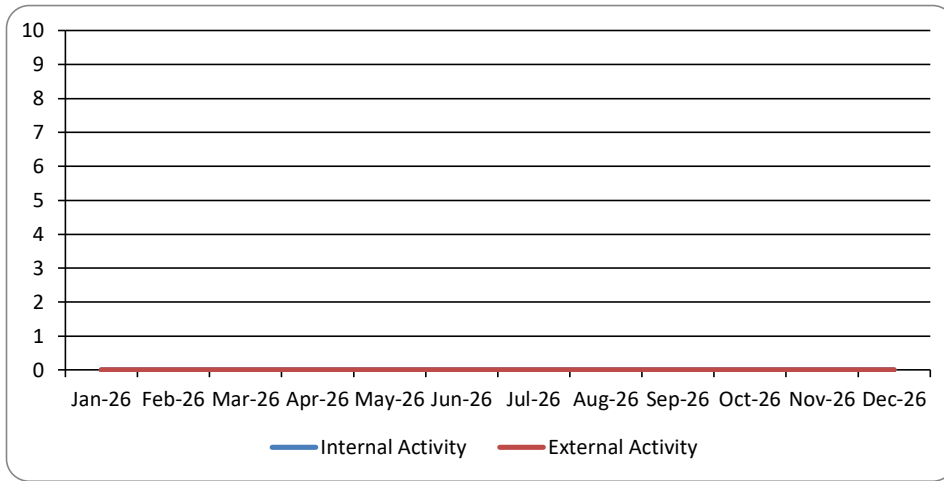


Crawling Insect Trend Analysis – Activity Overview

Customer: Nairn's Oatcakes - Area 1 | Year: 2026 | Period: Jan-26 – Dec-26

Calendar Year Trend (Jan–Dec) – Crawling Insect Activity

| | |
|------------|---|
| Rows (Cur) | 0 |
| Rows+Zone | 0 |
| Rows+Score | 0 |



Activity score (0–4): 0 none • 1 low • 2 moderate • 3 high • 4 very high

h

Hotspot Zones (Top 10) – CURRENT visit

| Rank | Area | Cur | Prev | Δ |
|------|------|-----|------|---|
| 1 | | | | |
| 2 | | | | |
| 3 | | | | |
| 4 | | | | |
| 5 | | | | |
| 6 | | | | |
| 7 | | | | |
| 8 | | | | |
| 9 | | | | |
| 10 | | | | |

Summary

Inspection found activity at cabin area, no take of bait at time of visit. No internal rodent issues or crawling insect activity at time of visit.

Key Actions

Bait has been increased in area and follow up required

Recommendations

NA

| Visit Date | Visit Ref | Zone/Area | Location Detail |
|------------|-----------|-----------|-----------------|
|------------|-----------|-----------|-----------------|

12-Jan-2026 Routine

| Internal/External | Device Type | Device ID | Pest Type | Evidence Type | Evidence Count |
|-------------------|-------------|-----------|-----------|---------------|----------------|
|-------------------|-------------|-----------|-----------|---------------|----------------|

| Bait Type (Block/Grain/Paste) | Bait Take (g) | Block Take Score (0-4) | Activity Score (0-4) |
|----------------------------------|---------------|------------------------|----------------------|
|----------------------------------|---------------|------------------------|----------------------|

| Action Taken / Recommendation | Photo/Link | Tech Initials |
|-------------------------------|------------|---------------|
|-------------------------------|------------|---------------|

Clear visit

J.W

J.W

J.W

J.W

J.W

J.W

J.W

J.W

J.W

